

# TRIM<sup>®</sup> C276

## Clean-running Synthetic

TRIM C276 is a synthetic coolant that meets the needs of the most modern and demanding manufacturers. C276 makes use of the latest synthetic coolant formulation and specially synthesized oil to produce a versatile product that is clean running, has great sump life, and is kind to both machines and operators. This product will perform well in centerless and cylindrical form grinding as well as on high-speed, single-point turning, and down-the-hole work on vertical and horizontal machining centers.

### Synthetics



#### Peak your performance:

*TRIM<sup>®</sup> clean-running synthetics contain little to no oil. They are typically hard-water tolerant with good corrosion protection. Plus, synthetics leave very low residue for easy cleaning. Paired with extremely low carryoff, synthetics translate to less maintenance and lower operational costs, saving you time and money.*

*Run clean and long with TRIM synthetics.*



#### Choose C276:

- Very low foam and mist
- Provides excellent corrosion inhibition on all common ferrous alloys
- Keeps your machines clean while leaving a soft fluid film that protects the bare metal parts of your machine tools - this film is easily washed off with coolant working solution for easy machine cleaning
- Excellent extreme pressure (EP) lubricity to do many form grinding, drilling, and tapping operations
- Extremely low carryoff for very low total operation costs
- Exceptional sump life and very good tramp oil rejection
- Low initial charge odor which dissipates further after one or two days
- Minimizes the buildup of sticky residues

#### C276 especially for:

**Applications** — cylindrical grinding, down the hole work, drilling, tapping, and turning

**Metals** — cast iron, composites, plastics, stainless steels, and steels

**Industries** — automotive, bearing, compressor, and job shop

**C276 is free of** — chlorine, DEA, nitrites, phenolic compounds, sulfur-based additives, and triazine

# TRIM<sup>®</sup> C276

## Clean-running Synthetic



### Application Guidelines

- The minimum recommended concentration is 5% on cast iron and 4% on steel. Concentrations in excess of 7.5% typically provide the best corrosion inhibition, tool life, and sump life; however, the optimum concentration for your operation can best be determined by on-site testing.
- C276 is not recommended on magnesium or zirconium without special precautions.
- C276 is a superior cleaning agent so it may "wash out" dirt and residues when a machine is first charged.
- For additional product application information, including performance optimization, please contact your Master Fluid Solutions' Authorized Distributor at <https://www.masterfluids.com/na/en-us/distributors/index.php>, your District Sales Manager, or call our Tech Line at 1-800-537-3365.

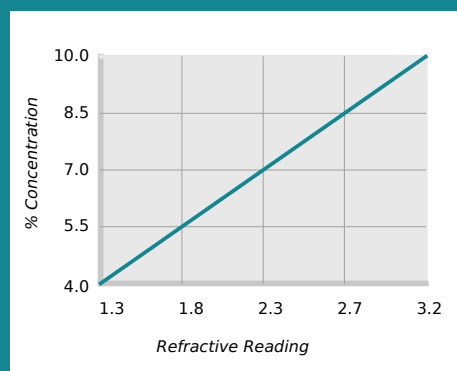
### Physical Properties Typical Data

Color (Concentrate)	Colorless to light yellow
Color (Working Solution)	Colorless to pale yellow
Odor (Concentrate)	Mild chemical
Form (Concentrate)	Liquid
Flash Point (Concentrate) (ASTM D93-08)	> 216°F
pH (Concentrate as Range)	9.5 - 10.5
pH (Typical Operating as Range)	9.4 - 9.8
Coolant Refractometer Factor	3.1
Titration Factor (CGF-1 Titration Kit)	0.66
Digital Titration Factor	0.0173
V.O.C. Content (ASTM E1868-10)	119 g/l

### Recommended Metalworking Concentrations

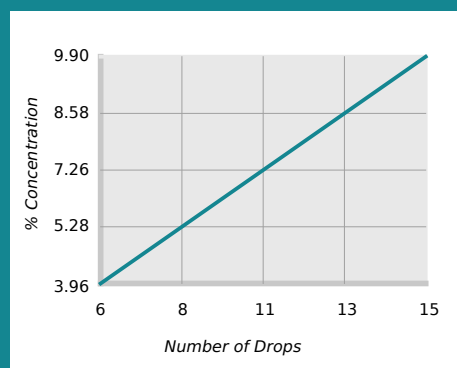
Light Duty	4.0% - 6.5%
Moderate Duty	6.5% - 8.5%
Heavy Duty	8.5% - 10.0%
Design Concentration Range	4.0% - 10.0%

### Concentration by % Brix



% Concentration = Refractive Reading x Refractive Factor  
Coolant Refractometer Factor % Brix = 3.1

### Concentration by Titration



% Concentration = No. of Drops x Titration Factor  
Titration Factor = 0.66

### Health and Safety

Request SDS



# TRIM<sup>®</sup> C276

## Clean-running Synthetic




### Mixing Instructions

- Recommended usage concentration in water: 4.0% - 10.0%.
- To help ensure the best possible working solution, add the required amount of concentrate to the required amount of water (never the reverse) and stir until uniformly mixed.
- Use premixed coolant as makeup to improve coolant performance and reduce coolant purchases. The makeup you select should balance the water evaporation rate with the coolant carryout rate. Use our Coolant Makeup Calculator to find the best ratio for your machine: [apps.masterfluids.com/makeup/](https://apps.masterfluids.com/makeup/).
- Use mineral-free water to improve sump life and corrosion inhibition while reducing carryoff and concentrate usage.



1-gallon jug  
SKU: C276-1G  
UPC-12: 641238043171



5-gallon pail  
SKU: C276-5G  
UPC-12: 641238043195



54-gallon drum  
SKU: C276-54G  
UPC-12: 641238043218



270-gallon tote  
SKU: C276-270G  
UPC-12: 641238043232

### Additional Information

- Use Master STAGES<sup>™</sup> Whamex XT<sup>™</sup> for a quick and thorough precleaning of your machine tool and coolant system.
- Consult Master Fluid Solutions before using on any metals or applications not specifically recommended.
- This product should not be mixed with other metalworking fluids or metalworking fluid additives, except as recommended by Master Fluid Solutions, as this may reduce overall performance, result in adverse health effects, or damage the machine tool and parts. If contamination occurs, please contact Master Fluid Solutions for recommended action.
- TRIM<sup>®</sup> is a registered trademark of Master Chemical Corporation d/b/a Master Fluid Solutions.
- Master STAGES<sup>™</sup> and Whamex XT<sup>™</sup> are trademarks of Master Chemical Corporation d/b/a Master Fluid Solutions.
- The information herein is given in good faith and believed current as of the date of publication and should apply to the current formula version. Because conditions of use are beyond our control, no guarantee, representation, or warranty expressed or implied is made. Consult Master Fluid Solutions for further information. For the most recent version of this document, please go to this URL:

[https://2trim.us/di/?i=na\\_en-us\\_C276](https://2trim.us/di/?i=na_en-us_C276)

